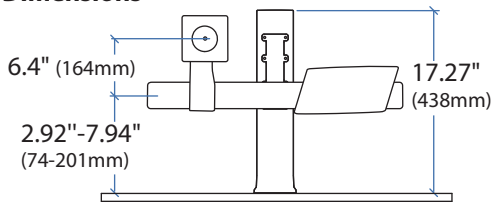
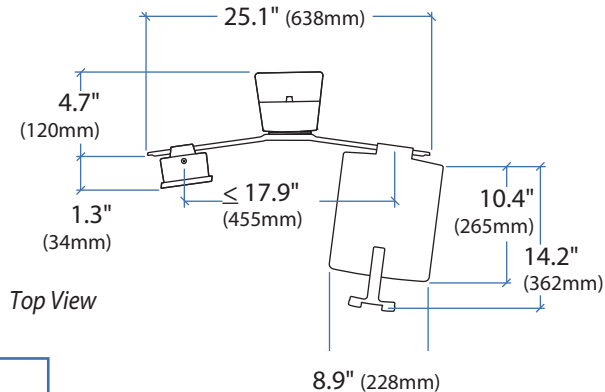


WorkFit™ Monitor & Laptop Kit for WorkFit-T, TL, TLE, TX, and Corner Desk Converters

Dimensions

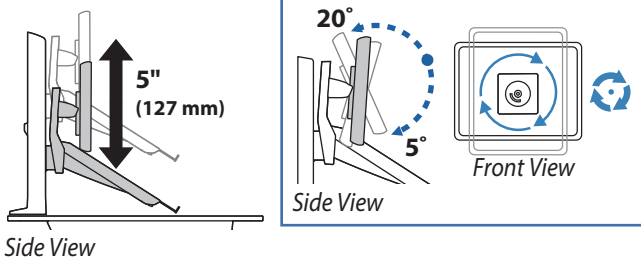


Front View



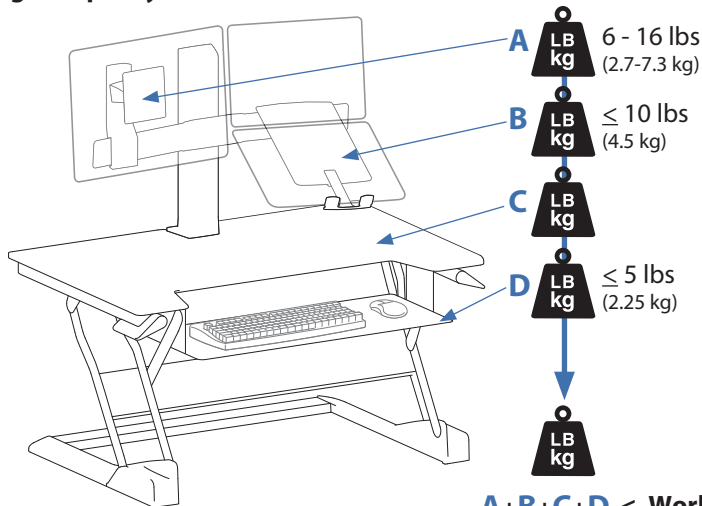
Top View

Range of Motion



Side View

Weight Capacity



A+B+C+D \le WorkFit-T: 24.9 lbs (11.29 kg)
WorkFit-TL: 29.9 lbs (13.56 kg)
WorkFit-TLE: 29.9 lbs (13.56 kg)
WorkFit-TX: 29.9 lbs (13.56 kg)
WorkFit-Corner: 24.9 lbs (11.29 kg)

© 2014 Ergotron, Inc. rev. 08/27/2018 DIM-WFRiserCombo Content is subject to change without notification

Americas Sales and Corporate Headquarters

St. Paul, MN USA
 (800) 888-8458
 +1-651-681-7600
 www.ergotron.com
 sales@ergotron.com

EMEA Sales

Amersfoort, The Netherlands
 +31 33 45 45 600
 www.ergotron.com
 info.eu@ergotron.com

APAC Sale

Tokyo, Japan
 www.ergotron.com
 apaccustomerservice@ergotron.com

Worldwide OEM Sales

www.ergotron.com
 info.oem@ergotron.com