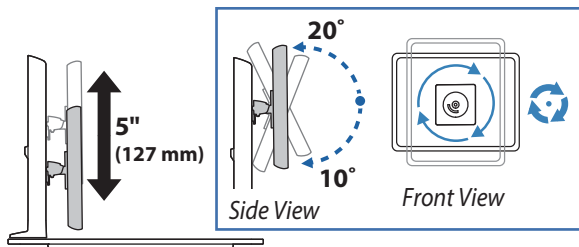
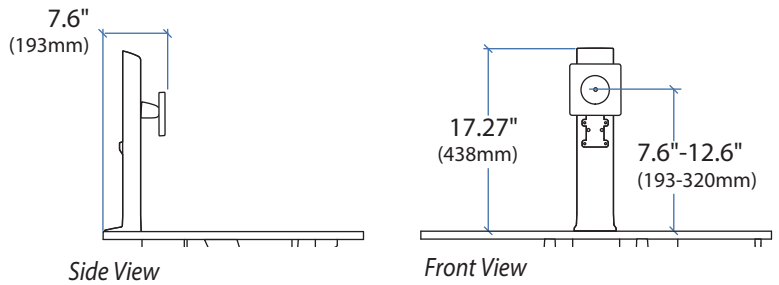


WorkFit™ Single HD Monitor Kit for WorkFit-T, TL, TLE, TX, and Corner Desk Converters

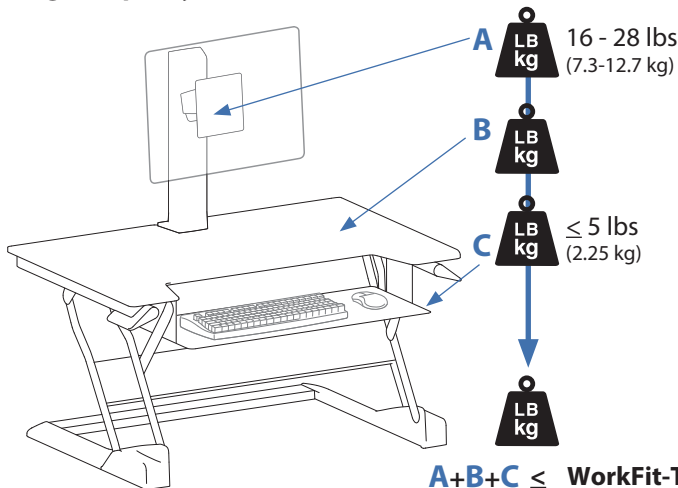
Range of Motion



Dimensions



Weight Capacity



- A** LB kg 16 - 28 lbs (7.3-12.7 kg)
 - B** LB kg
 - C** LB kg ≤ 5 lbs (2.25 kg)
- A+B+C ≤**
- WorkFit-T: 28.4 lbs (12.88 kg)**
 - WorkFit-TL: 33.4 lbs (15.15 kg)**
 - WorkFit-TLE: 33.4 lbs (15.15 kg)**
 - WorkFit-TX: 33.4 lbs (15.15 kg)**
 - WorkFit-Corner: 28.4 lbs (12.88 kg)**

Americas Sales and Corporate Headquarters

St. Paul, MN USA
(800) 888-8458
+1-651-681-7600
www.ergotron.com
sales@ergotron.com

EMEA Sales

Amersfoort, The Netherlands
+31 33 45 45 600
www.ergotron.com
info.eu@ergotron.com

APAC Sale

Tokyo, Japan
www.ergotron.com
apaccustomerservice@ergotron.com

Worldwide OEM Sales

www.ergotron.com
info.oem@ergotron.com